




2019 ASSESSED VALUATIONS - SCHOOLS
AS REPORTED OCTOBER 9, 2019

| 2019 | NORTH CO. R-1 | CENTRAL R-3 | WEST CO. R-4 | BISMARCK R-5 | FARMINGTON R-7 | DESOTO #73 | MADISON R-1 | SUNRISE R-9 | WASH. CO. R-3 | TOTAL |
|--|----------------------|----------------------|---------------------|---------------------|----------------------|--------------------|--------------------|--------------------|-----------------|---|
| REAL ESTATE: | | | | | | | | | | |
| RESIDENTIAL | 106,954,030 | 55,398,720 | 31,077,760 | 16,430,070 | 214,280,760 | 772,270 | 955,200 | 1,938,240 | 17,340 | |
| AGRICULTURAL | 2,083,060 | 477,130 | 271,430 | 781,080 | 4,068,630 | 107,600 | 88,510 | 54,080 | 4,830 | |
| COMMERCIAL | 24,523,010 | 18,725,770 | 754,430 | 2,812,270 | 93,209,880 | 0 | 12,830 | 167,050 | 0 | |
| TOTAL | \$133,560,100 | \$74,601,620 | \$32,103,620 | \$20,023,420 | \$311,559,270 | \$879,870 | \$1,056,540 | \$2,159,370 | \$22,170 | \$575,965,980 |
| PERSONAL: | | | | | | | | | | |
| TOTAL | 45,888,180 | 27,360,090 | 9,867,980 | 7,752,560 | 79,782,077 | 313,810 | 293,160 | 963,510 | \$28,630 | \$172,249,997 |
| LOCAL RR & UTILITY: | | | | | | | | | | |
| REAL | 112,498 | 643,104 | 770 | 14,280 | 169,188 | 780 | 0 | 0 | 0 | 940,620 |
| PERSONAL | 194,778 | 1,362,382 | 2,100 | 3,040 | 96,750 | 0 | 0 | 0 | 0 | 1,659,050 |
| TOTAL | \$307,276 | \$2,005,486 | \$2,870 | \$17,320 | \$265,938 | \$780 | \$0 | \$0 | \$0 | 2,599,670 |
| GRAND TOTAL | \$179,755,556 | \$103,967,196 | \$41,974,470 | \$27,793,300 | \$391,607,285 | \$1,194,460 | \$1,349,700 | \$3,122,880 | \$50,800 | \$750,815,647 |
| *NEW CONSTRUCTION: | | | | | | | | | | |
| REAL ESTATE | 2,256,580 | 1,049,900 | 379,920 | 90,060 | 7,226,530 | 8,730 | 75,720 | 0 | 0 | 11,087,440 |
| PERSONAL | 2,696,250 | 1,706,020 | 465,090 | -59,680 | -1,393,743 | 12,910 | 1,050 | -81,960 | 12,790 | 3,358,727 |
| TOTAL | \$4,952,830 | \$2,755,920 | \$845,010 | \$30,380 | \$5,832,787 | \$21,640 | \$76,770 | (\$81,960) | \$12,790 | |
| *INCLUDED IN ABOVE FIGURES | | | | | | | | | | |
| <p>AS REQUIRED BY SECTION 137.245.3.1, KEVIN ENGLER, COUNTY CLERK OF ST. FRANCOIS COUNTY, STATE OF MISSOURI, DO HEREBY CERTIFY THAT THE FOLLOWING IS THE AGGREGATE ASSESSED VALUATION OF THE POLITICAL SUBDIVISIONS IN ST. FRANCOIS COUNTY FOR THE YEAR 2019 AS SHOWN ON THE ASSESSMENT LISTS OF OCTOBER 9, 2019, AS PREPARED BY THE ST. FRANCOIS COUNTY ASSESSOR.</p> | | | | | | | | | | |
| <p>IN WITNESS WHEREOF, I HAVE HEREUNTO SET MY HAND AND AFFIXED THE SEAL OF THE COUNTY COMMISSION OF ST. FRANCOIS COUNTY THIS 18TH DAY OF OCTOBER, 2019.</p> | | | | | | | | | | |
| | | | | | | | | | |  KEVIN ENGLER, COUNTY CLERK ST. FRANCOIS COUNTY, MISSOURI |

| | | 2019 ASSESSED VALUATION - CITIES AS REPORTED OCTOBER 9, 2019 | | | | | | | | | | |
|--|--|---|---------------------------------|-------------------------------------|--|--------------------------------|-----------------------------------|--------------------------------|---------------------------------------|--|--------------------------------------|--|
| | | BISMARCK | BONNE TERRE | DESLOGE | FARMINGTON | IRON MTN | LEADINGTON | LEADWOOD | PARK HILLS | TOTAL | | |
| 2019 REAL ESTATE: | | | | | | | | | | | | |
| RESIDENTIAL | | 5,400,480 | 19,154,720 | 26,652,920 | 121,134,240 | 1,805,040 | 4,040,760 | 2,842,310 | 35,751,280 | | | |
| AGRICULTURE | | 6,560 | 29,640 | 14,950 | 202,390 | 5,860 | 3,580 | 9,720 | 27,720 | | | |
| COMMERCIAL | | 1,110,190 | 10,137,410 | 10,530,870 | 82,408,300 | 19,830 | 5,211,620 | 339,760 | 14,122,050 | | | |
| TOTAL | | \$6,517,230 | \$29,321,770 | \$37,198,740 | \$203,744,930 | \$1,830,730 | \$9,255,960 | \$3,191,790 | \$49,901,050 | | \$340,962,200 | |
| PERSONAL: | | | | | | | | | | | | |
| TOTAL | | 2,036,470 | 8,359,440 | 9,813,530 | 48,120,857 | 657,920 | 1,705,800 | 1,796,510 | 19,835,180 | | \$92,325,707 | |
| LOCAL RR & UTILITY: | | | | | | | | | | | | |
| REAL PERSONAL TOTAL | | 14,280 3,040 \$17,320 | 19,748 185,738 \$205,486 | 0 0 \$0 | 168,708 82,070 \$250,778 | 0 0 \$0 | 0 0 \$0 | 530 1,660 \$2,190 | 642,614 1,360,372 \$2,002,986 | | \$2,478,760 | |
| STATE ASSESSED: | | | | | | | | | | | | |
| STATE REAL PERSONAL TOTAL | | 965,620 169,153 \$1,134,773 | 0 0 \$0 | 2,102,358 325,563 \$2,427,921 | 960,775 198,192 \$1,158,967 | 575,362 71,070 \$646,432 | 463,324 49,198 \$512,522 | 556,267 59,429 \$615,696 | 5,805,566 1,061,984 \$6,867,550 | | \$13,363,861 | |
| GRAND TOTAL | | \$9,705,793 | \$37,886,696 | \$49,440,191 | \$253,275,532 | \$3,135,082 | \$11,474,282 | \$5,606,186 | \$78,606,766 | | 449,130,528 | |
| *NEW CONSTRUCTION: | | | | | | | | | | | | |
| REAL ESTATE PERSONAL TOTAL | | 0 14,570 \$14,570 | 504,930 451,790 \$956,720 | 521,200 -222,610 \$298,590 | 5,382,520 -1,713,703 \$3,668,817 | 0 37,610 \$37,610 | 146,990 -191,360 (\$44,370) | 0 529,030 \$529,030 | 635,240 2,183,020 \$2,818,260 | | 7,190,880 1,088,347 | |
| *INCLUDED IN ABOVE FIGURES | | | | | | | | | | | | |
| <p>AS REQUIRED BY SECTION 137.245.3, I, KEVIN ENGLER, COUNTY CLERK OF ST. FRANCOIS COUNTY, STATE OF MISSOURI, DO HEREBY CERTIFY THAT THE FOLLOWING IS THE AGGREGATE ASSESSED VALUATION OF THE POLITICAL SUBDIVISIONS IN ST. FRANCOIS COUNTY FOR THE YEAR 2019 AS SHOWN ON THE ASSESSMENT LISTS OF OCTOBER 9, 2019, AS PREPARED BY THE ST. FRANCOIS COUNTY ASSESSOR.</p> <p>IN WITNESS WHEREOF, I HAVE HEREUNTO SET MY HAND AND AFFIXED THE SEAL OF THE COUNTY COMMISSION OF ST. FRANCOIS COUNTY THIS 18TH DAY OF OCTOBER 2019.</p> | | | | | | | | | | | | |
| | | | | | | | | | |  KEVIN ENGLER, COUNTY CLERK ST. FRANCOIS COUNTY, MISSOURI | | |

| 2019 ASSESSED VALUATION - COUNTY & MISC AS REPORTED OCTOBER 9, 2019 | | | | | | | | | | |
|---|----------------------|----------------------|----------------------|----------------------|----------------------|----------------------|----------------------|--------------------|--|--|
| | ST. FRANCOIS COUNTY | ROAD DISTRICT | SPECIAL RD. DISTRICT | HANDICAPPED | HEALTH | SENIOR SERVICES | MINERAL AREA COLLEGE | JEFFERSON COLLEGE | | |
| 2019 REAL ESTATE: | | | | | | | | | | |
| RESIDENTIAL | 409,711,340 | 409,325,810 | 18,498,580 | 409,711,340 | 409,711,340 | 409,711,340 | 425,096,540 | 2,710,510 | | |
| AGRICULTURE | 7,933,410 | 7,933,410 | 2,940 | 7,933,410 | 7,933,410 | 7,933,410 | 7,769,840 | 161,680 | | |
| COMMERCIAL | 134,578,710 | 134,463,450 | 5,741,790 | 134,578,710 | 134,578,710 | 134,578,710 | 140,038,190 | 167,050 | | |
| TOTAL | 552,223,460 | 551,722,670 | 24,243,310 | 552,223,460 | 552,223,460 | 552,223,460 | 572,904,570 | 3,039,240 | | |
| PERSONAL: | | | | | | | | | | |
| TOTAL | 172,249,997 | 162,088,627 | 10,161,370 | 172,249,997 | 172,249,997 | 172,249,997 | 170,944,047 | 1,277,320 | | |
| LOCAL RR & UTILITY: | | | | | | | | | | |
| REAL | 940,620 | 927,410 | 13,210 | 940,620 | 940,620 | 940,620 | 939,840 | 780 | | |
| PERSONAL | 1,659,050 | 1,635,935 | 23,115 | 1,659,050 | 1,659,050 | 1,659,050 | 1,659,050 | 0 | | |
| TOTAL | 2,599,670 | 2,563,345 | 36,325 | 2,599,670 | 2,599,670 | 2,599,670 | 2,598,890 | 780 | | |
| STATE ASSESSED: | | | | | | | | | | |
| STATE REAL ESTATE | 80,842,990 | 78,680,207 | 1,835,036 | 80,842,990 | 80,842,990 | 80,842,990 | 78,260,880 | 2,462,404 | | |
| STATE PERSONAL | 13,306,496 | 13,004,285 | 167,193 | 13,306,496 | 13,306,496 | 13,306,496 | 11,272,042 | 623,945 | | |
| TOTAL | 94,149,486 | 91,684,492 | 2,002,229 | 94,149,486 | 94,149,486 | 94,149,486 | 89,532,922 | 3,086,349 | | |
| GRAND TOTAL | \$821,222,613 | \$808,059,134 | \$36,443,234 | \$821,222,613 | \$821,222,613 | \$821,222,613 | \$835,980,429 | \$7,403,689 | | |
| *NEW CONSTRUCTION: | | | | | | | | | | |
| REAL ESTATE | 11,087,440 | 10,734,480 | 352,960 | 11,087,440 | 11,087,440 | 11,087,440 | 11,078,710 | 8,730 | | |
| PERSONAL | 3,358,727 | 1,848,027 | 1,510,700 | 3,358,727 | 3,358,727 | 3,358,727 | 3,427,777 | -69,050 | | |
| TOTAL * | 14,446,167 | 12,582,507 | 1,863,660 | 14,446,167 | 14,446,167 | 14,446,167 | 14,506,487 | -60,320 | | |
| *INCLUDED IN ABOVE FIGURES | | | | | | | | | | |
| <p>AS REQUIRED BY SECITON 137.245.3, I, KEVIN ENGLER, COUNTY CLERK OF ST. FRANCOIS COUNTY, STATE OF MISSOURI, DO HEREBY CERTIFY THAT THE FOLLOWING IS THE AGGREGATE ASSESSED VALUATION OF THE POLITICAL SUBDIVISIONS IN ST. FRANCOIS COUNTY FOR THE YEAR OF 2019 AS SHOWN ON THE ASSESSMENT LISTS OF OCTOBER 9, 2019, AS PREPARED BY THE ST. FRANCOIS COUNTY ASSESSOR.</p> <p>IN WITNESS WHEREOF, I HAVE HEREUNTO SET MY HAND AND AFFIXED THE SEAL OF THE COUNTY COMMISSION OF ST. FRANCOIS COUNTY THIS 18TH DAY OF OCTOBER 2019.</p> | | | | | | | | | | |
|  KEVIN ENGLER, COUNTY CLERK ST. FRANCOIS COUNTY, MISSOURI | | | | | | | | | | |