

ST. FRANCOIS COUNTY, MISSOURI

	Precincts Counted	28	100.00%
(0003)	Registered Voters	32,990	100.00%
(0004)	Ballots Cast	9,130	27.68%

Precinct	(0003)	(0004)	(%trn)
BIS1	841	249	29.61
BIS2	713	193	27.07
BT1-3	1192	491	41.19
BT2-4	2526	840	33.25
BUSK	682	173	25.37
DELA	417	105	25.18
DES1	779	352	45.19
DES2	1197	411	34.34
DES3	1179	455	38.59
DOE	1920	441	22.97
FARM1	2873	715	24.89
FARM2	2000	593	29.65
FARM3	1531	426	27.82
FARM4	1853	543	29.30
FRANK	695	139	20.00
IRON	640	185	28.91
KNOB	623	166	26.65
LEAD	145	42	28.97
LD-1	309	45	14.56
LD-2	730	137	18.77
LIBY	544	136	25.00
PH-1	2257	391	17.32
PH-2	909	228	25.08
PH-3	1250	271	21.68
PH-4	1561	323	20.69
PATT	1370	449	32.77
TERR	1226	437	35.64
TIMB	1028	194	18.87

DEMOCRATIC PRIMARY ELECTION

ST. FRANCOIS COUNTY, MISSOURI			
	Precincts Counted	28	100.00%
(0007)	Ballots Cast	6,906	---.---%
FOR UNITED STATES SENATE			
(0008)	RONALD WILLIAM WAGGANER	1,907	30.02%
(0009)	MEL CARNAHAN	4,445	69.98%
FOR GOVERNOR			
(0012)	BOB HOLDEN	5,621	100.00%

Precinct (0007) (%trn) (0008) (0009) (0012)

BIS1	211	---.---	61	122	158
BIS2	153	---.---	44	98	126
BT1-3	403	---.---	103	256	303
BT2-4	703	---.---	198	451	575
BUSK	96	---.---	36	52	75
DELA	81	---.---	18	55	66
DES1	298	---.---	63	204	241
DES2	345	---.---	95	234	291
DES3	364	---.---	81	267	313
DOE	281	---.---	93	176	216
FARM1	498	---.---	132	326	406
FARM2	406	---.---	110	267	327
FARM3	306	---.---	80	205	253
FARM4	377	---.---	101	250	303
FRANK	118	---.---	35	69	98
IRON	139	---.---	46	85	117
KNOB	94	---.---	24	47	67
LEAD	28	---.---	13	11	17
LD-1	31	---.---	7	19	25
LD-2	106	---.---	31	65	90
LIBY	90	---.---	23	64	80
PH-1	305	---.---	79	208	254
PH-2	195	---.---	61	101	152
PH-3	219	---.---	72	130	180
PH-4	262	---.---	78	169	223
PATT	357	---.---	123	210	291
TERR	282	---.---	58	202	242
TIMB	158	---.---	42	102	132

FOR LIEUTENANT GOVERNOR		
(0014)	JOE MAXWELL	3,367 55.25%
(0015)	GRACIA YANCEY BACKER	1,401 22.99%
(0016)	CATHERINE POWELL	1,326 21.76%

FOR SECRETARY OF STATE		
(0019)	STEVE GAW	3,123 54.16%
(0020)	JAMES J. ASKEW	2,643 45.84%

Precinct	(0014)	(0015)	(0016)	(0019)	(0020)
BIS1	103	34	47	89	79
BIS2	78	32	24	55	70
BT1-3	172	100	74	181	141
BT2-4	326	146	140	322	249
BUSK	49	18	13	37	42
DELA	41	12	16	44	25
DES1	140	62	52	130	100
DES2	161	69	83	154	144
DES3	188	72	70	175	136
DOE	118	58	69	116	115
FARM1	250	107	87	224	188
FARM2	185	89	69	188	141
FARM3	138	68	64	128	122
FARM4	179	87	73	175	144
FRANK	63	20	26	55	53
IRON	61	27	37	62	61
KNOB	38	17	21	42	31
LEAD	14	3	5	13	11
LD-1	14	11	2	16	10
LD-2	55	18	24	49	46
LIBY	46	23	14	46	35
PH-1	157	52	55	140	121
PH-2	102	31	38	79	80
PH-3	116	37	43	91	91
PH-4	143	51	42	130	101
PATT	185	71	65	167	142
TERR	161	54	41	142	102
TIMB	84	32	32	73	63

PRIMARY ELECTION
ST. FRANCOIS COUNTY, MISSOURI
AUGUST 8, 2000

FOR STATE TREASURER			
(0023)	BRIAN MAY	2,281	39.13%
(0024)	NANCY FARMER	2,769	47.50%
(0025)	SCOTT LAKIN	780	13.38%

FOR ATTORNEY GENERAL			
(0028)	JEREMIAH W. (JAY) NIXON	5,680	100.00%

FOR UNITED STATES REPRESENTATIVE 8th DISTRICT			
(0030)	EARL DURNELL	2,122	37.76%
(0031)	BOB CAMP	3,497	62.24%

Precinct	(0023)	(0024)	(0025)	(0028)	(0030)	(0031)
BIS1	60	90	22	167	59	100
BIS2	53	53	22	122	39	81
BT1-3	137	142	50	323	138	178
BT2-4	228	274	84	560	193	355
BUSK	27	40	11	79	31	45
DELA	29	31	6	61	26	43
DES1	104	113	25	243	80	156
DES2	123	147	38	297	104	182
DES3	142	129	38	304	116	182
DOE	77	136	28	230	84	147
FARM1	168	184	64	414	151	250
FARM2	108	166	41	324	106	205
FARM3	87	128	38	250	93	149
FARM4	113	170	35	324	106	209
FRANK	42	43	20	95	43	62
IRON	45	63	16	113	49	77
KNOB	27	40	8	70	28	46
LEAD	12	8	4	17	9	12
LD-1	13	9	2	27	12	14
LD-2	45	40	14	93	31	67
LIBY	28	44	12	78	33	45
PH-1	95	125	40	253	99	151
PH-2	63	78	18	153	64	97
PH-3	65	107	18	181	79	104
PH-4	99	99	31	222	94	124
PATT	133	141	40	298	111	193
TERR	108	101	36	245	105	130
TIMB	50	68	19	137	39	93

STATE REPRESENTATIVE -106th DIST.			
	Precincts Counted	9	100.00%
(0036)	Ballots Cast	2,225	----.-%
(0037)	LINDA CRUSE	913	44.47%
(0038)	WM. HARRY (BILL) KILLIAN	177	8.62%
(0039)	JAMES (JIM) HENSON	741	36.09%
(0040)	KEITH DESPAIN	222	10.81%

Precinct	(0036)	(%trn)	(0037)	(0038)	(0039)	(0040)
BUSK	96	----.--	40	10	31	5
DELA	81	----.--	36	1	32	7
DOE	281	----.--	101	33	97	29
FARM1	494	----.--	180	34	188	54
FARM2	406	----.--	185	28	106	46
FARM3	306	----.--	144	21	96	19
FARM4	377	----.--	164	34	128	33
KNOB	94	----.--	31	9	32	12
LIBY	90	----.--	32	7	31	17

STATE REPRESENTATIVE -107th DIST.			
	Precincts Counted	21	100.00%
(0045)	Ballots Cast	4,473	---.---%
(0046)	MITCHELL E. (ROCKY) JOHNSON	1,410	32.90%
(0047)	DAN WARD	2,876	67.10%

Precinct	(0045)	(%trn)	(0046)	(0047)
BIS1	211	---.---	60	143
BIS2	79	---.---	17	55
BT1-3	403	---.---	120	259
BT2-4	703	---.---	201	471
DELA	0	0.00	0	0
DES1	298	---.---	63	220
DES2	345	---.---	108	226
DES3	364	---.---	116	237
FARM1	4	---.---	0	4
FRANK	118	---.---	45	67
IRON	5	---.---	1	4
LEAD	28	---.---	4	23
LD-1	31	---.---	12	17
LD-2	106	---.---	49	55
PH-1	305	---.---	123	169
PH-2	195	---.---	63	124
PH-3	219	---.---	77	133
PH-4	262	---.---	101	152
PATT	357	---.---	122	220
TERR	282	---.---	77	194
TIMB	158	---.---	51	103

STATE REPRESENTATIVE -152nd DIST.			
	Precincts Counted	2	100.00%
(0052)	Ballots Cast	208	---.---%
(0053)	WAYNE CRUMP	176	100.00%
Precinct (0052) (%trn) (0053)			
BIS2	74 ---.---	63	
IRON	134 ---.---	113	

ST. FRANCOIS COUNTY, MISSOURI
Precincts Counted 28 100.00%
(0057) Ballots Cast 6,906 ---.---%

FOR CIRCUIT JUDGE
Circuit No. 24 - Division 1
(0058) TOM RAY 2,452 37.25%
(0059) JOHN D. RUPP JR. 1,400 21.27%
(0060) SANDY MARTINEZ 2,731 41.49%

FOR CIRCUIT JUDGE
Circuit No. 24 - Division 2
(0063) KENNETH W. PRATTE 3,920 60.08%
(0064) JAMES E. PENNOYER 2,605 39.92%

Precinct	(0057)	(%trn)	(0058)	(0059)	(0060)	(0063)	(0064)
BIS1	211	---	76	32	85	113	81
BIS2	153	---	45	32	64	83	56
BT1-3	403	---	155	61	162	210	173
BT2-4	703	---	283	110	273	364	305
BUSK	96	---	42	9	44	50	41
DELA	81	---	28	15	34	46	29
DES1	298	---	108	57	120	174	109
DES2	345	---	118	68	148	219	115
DES3	364	---	103	94	154	215	122
DOE	281	---	93	42	138	182	89
FARM1	498	---	192	134	150	309	163
FARM2	406	---	193	64	131	243	139
FARM3	306	---	140	62	88	164	123
FARM4	377	---	139	90	139	251	111
FRANK	118	---	33	26	52	70	40
IRON	139	---	45	21	66	73	53
KNOB	94	---	33	20	36	56	32
LEAD	28	---	13	9	5	16	10
LD-1	31	---	4	12	11	15	13
LD-2	106	---	28	30	46	57	43
LIBY	90	---	38	17	35	47	41
PH-1	305	---	85	68	144	178	116
PH-2	195	---	51	44	87	124	51
PH-3	219	---	61	61	86	127	77
PH-4	262	---	72	72	105	152	100
PATT	357	---	127	59	149	190	146
TERR	282	---	110	70	91	119	154
TIMB	158	---	37	21	88	73	73

COUNTY COMMISISON - 1st DISTRICT

	Precincts Counted	13	100.00%
(0069)	Ballots Cast	2,957	---.---%
(0070)	ROGER D. HOEHN	1,811	72.47%
(0071)	BRAD VANZEE	303	12.12%
(0072)	JOSEPH CONLON	385	15.41%

Precinct (0069) (%trn) (0070) (0071) (0072)

BUSK	96	---.---	53	7	18
DELA	81	---.---	52	13	5
DOE	281	---.---	176	26	40
FARM1	498	---.---	324	52	46
FARM2	406	---.---	259	35	54
FARM3	306	---.---	189	32	35
FARM4	377	---.---	245	30	55
KNOB	94	---.---	42	12	24
LEAD	28	---.---	15	0	3
LIBY	90	---.---	57	10	12
PH-1	286	---.---	158	40	38
PH-2	195	---.---	111	18	28
PH-3	219	---.---	130	28	27

COUNTY COMMISSION - 2nd DISTRICT			
	Precincts Counted	16	100.00%
(0077)	Ballots Cast	3,949	---.---%
(0078)	JOE STONE	1,214	33.20%
(0079)	BILL BRADLEY	2,443	66.80%

Precinct	(0077)	(%trn)	(0078)	(0079)
BIS1	211	---.---	53	137
BIS2	153	---.---	29	108
BT1-3	403	---.---	138	219
BT2-4	703	---.---	255	407
DES1	298	---.---	100	175
DES2	345	---.---	111	219
DES3	364	---.---	106	231
FRANK	118	---.---	44	67
IRON	139	---.---	18	108
LD-1	31	---.---	10	16
LD-2	106	---.---	25	74
PH-1	19	---.---	7	12
PH-4	262	---.---	66	184
PATT	357	---.---	129	199
TERR	282	---.---	80	187
TIMB	158	---.---	43	100

	COUNTY OF ST. FRANCOIS		
	Precincts Counted	28	100.00%
(0084)	Ballots Cast	6,906	----.---%
	FOR SHERIFF		
(0085)	DANIEL R. BULLOCK	4,528	68.25%
(0086)	JIM POWELL	2,106	31.75%
	FOR ASSESSOR		
(0089)	DAMON BLACK	5,331	100.00%
	FOR TREASURER		
(0091)	KERRY GLORE	5,320	100.00%

Precinct	(0084)	(%trn)	(0085)	(0086)	(0089)	(0091)
BIS1	211	---.---	165	40	159	153
BIS2	153	---.---	118	25	125	108
BT1-3	403	---.---	296	92	289	280
BT2-4	703	---.---	472	206	517	552
BUSK	96	---.---	62	27	71	74
DELA	81	---.---	50	25	60	52
DES1	298	---.---	198	90	207	216
DES2	345	---.---	244	96	269	280
DES3	364	---.---	232	116	279	284
DOE	281	---.---	178	91	229	218
FARM1	498	---.---	317	161	387	383
FARM2	406	---.---	274	112	319	319
FARM3	306	---.---	180	101	244	245
FARM4	377	---.---	226	140	296	298
FRANK	118	---.---	51	59	94	99
IRON	139	---.---	86	49	119	108
KNOB	94	---.---	55	33	71	75
LEAD	28	---.---	12	13	19	19
LD-1	31	---.---	19	10	24	24
LD-2	106	---.---	66	38	82	92
LIBY	90	---.---	68	21	72	69
PH-1	305	---.---	195	99	240	237
PH-2	195	---.---	106	81	150	151
PH-3	219	---.---	138	71	181	170
PH-4	262	---.---	165	90	208	212
PATT	357	---.---	260	87	278	276
TERR	282	---.---	195	80	217	209
TIMB	158	---.---	100	53	125	117

FOR PUBLIC ADMINISTRATOR		
(0093)	KENNETH ROHRER	3,478 57.48%
(0094)	RHONDA (GIBSON) BARNETT	2,573 42.52%

FOR CORONER		
(0097)	JEFF ALLISON	2,455 41.04%
(0098)	JAMES W. COPLIN	2,750 45.97%
(0099)	PETE FIRESTINE	777 12.99%

FOR SURVEYOR		
(0102)	TERRY W. EFFAN	5,177 100.00%

Precinct (0093) (0094) (0097) (0098) (0099) (0102)

BIS1	92	81	84	73	17	150
BIS2	74	56	50	68	15	118
BT1-3	211	132	93	187	75	285
BT2-4	341	276	187	298	129	520
BUSK	48	38	47	26	7	74
DELA	41	30	30	34	5	62
DES1	137	119	128	104	27	207
DES2	168	144	116	160	30	265
DES3	176	143	106	169	38	270
DOE	147	108	138	87	19	221
FARM1	289	151	262	118	50	385
FARM2	229	124	182	118	23	288
FARM3	171	105	169	79	13	240
FARM4	194	141	215	78	30	282
FRANK	49	49	28	62	10	90
IRON	59	62	40	67	11	101
KNOB	51	26	37	37	5	70
LEAD	17	8	16	9	0	16
LD-1	13	14	7	18	2	22
LD-2	41	56	43	51	3	79
LIBY	53	28	41	32	7	67
PH-1	160	114	97	155	21	236
PH-2	88	80	53	112	11	150
PH-3	92	90	50	110	22	154
PH-4	126	117	69	153	23	206
PATT	182	133	84	186	44	277
TERR	154	87	52	78	121	220
TIMB	75	61	31	81	19	122

	IRON TOWNSHIP			
	Precincts Counted	3	100.00%	
(0106)	Ballots Cast	463	---.---%	
	FOR COMMITTEEMAN			
(0107)	TERRY RASNICK	283	100.00%	
	FOR COMMITTEEWOMAN			
(0109)	DOROTHY JANE RASNICK	268	100.00%	

Precinct	(0106)	(%trn)	(0107)	(0109)
BIS1	193	---.---	101	104
BIS2	131	---.---	82	75
IRON	139	---.---	100	89

	RANDOLPH TOWNSHIP			
	Precincts Counted	9	100.00%	
(0113)	Ballots Cast	1,459	---.---%	
	FOR COMMITTEEMAN			
(0114)	BOBBY J. BURGESS	943	100.00%	
	FOR COMMITTEEWOMAN			
(0116)	ELLA MAE SERINI	899	100.00%	

Precinct (0113) (%trn) (0114) (0116)

BIS1	18	---.---	12	11
BIS2	22	---.---	16	12
DES1	293	---.---	174	179
DES2	305	---.---	196	181
DES3	364	---.---	233	226
FRANK	118	---.---	81	79
LD-1	31	---.---	16	17
LD-2	106	---.---	72	67
PH-4	202	---.---	143	127

PERRY TOWNSHIP			
	Precincts Counted	5	100.00%
(0120)	Ballots Cast	1,510	---.---%
FOR COMMITTEEMAN			
(0121)	ROBERT (BOB) EATON	707	54.38%
(0122)	MEL WEEMS	593	45.62%
FOR COMMITTEEWOMAN			
(0125)	RUTH ANN CULTON	1,157	100.00%

Precinct	(0120)	(%trn)	(0121)	(0122)	(0125)
BT1-3	403	---.---	155	188	297
BT2-4	692	---.---	319	280	543
PH-1	52	---.---	28	18	43
PATT	81	---.---	45	29	62
TERR	282	---.---	160	78	212

ST. FRANCOIS TOWNSHIP			
	Precincts Counted	13	100.00%
(0129)	Ballots Cast	2,564	---.---%
FOR COMMITTEEMAN			
(0130)	BILL KIGER	811	38.77%
(0131)	RON BOCKENKAMP	1,281	61.23%
FOR COMMITTEEWOMAN			
(0134)	SALLY D. SULLIVAN-SHINN	1,978	100.00%

Precinct	(0129)	(%trn)	(0130)	(0131)	(0134)
BUSK	96	---.---	27	51	79
DELA	81	---.---	27	41	58
DES1	5	---.---	1	2	4
DES2	40	---.---	13	23	32
FARM1	498	---.---	165	242	392
FARM2	406	---.---	115	202	317
FARM3	306	---.---	83	155	249
FARM4	377	---.---	106	202	293
LEAD	28	---.---	11	12	16
PH-1	253	---.---	89	131	191
PH-2	195	---.---	73	90	147
PH-3	219	---.---	69	111	157
PH-4	60	---.---	32	19	43

	PENDLETON TOWNSHIP			
	Precincts Counted	1	100.00%	
(0138)	Ballots Cast	281	---.---%	
	FOR COMMITTEEMAN			
(0139)	AL C. SULLIVAN, JR.	218	100.00%	
	FOR COMMITTEEWOMAN			
(0141)	EVELYN M. MEDER	164	100.00%	

Precinct	(0138)	(%trn)	(0139)	(0141)
DOE	281	---.---	218	164

	LIBERTY TOWNSHIP			
	Precincts Counted	2	100.00%	
(0145)	Ballots Cast	184	----.---%	
	FOR COMMITTEEMAN			
(0146)	JAMES D. KING	129	100.00%	
	FOR COMMITTEEWOMAN			
(0148)	MARY KATHRYN KING	118	100.00%	

Precinct	(0145)	(%trn)	(0146)	(0148)
KNOB	94	----.---	66	55
LIBY	90	----.---	63	63

	MARION TOWNSHIP			
	Precincts Counted	1	100.00%	
(0152)	Ballots Cast	276	----.---%	
	FOR COMMITTEEMAN			
(0153)	ALBERT E. JONES	178	100.00%	
	FOR COMMITTEEWOMAN			
(0155)	BARBARA K. JONES	168	100.00%	

Precinct	(0152)	(%trn)	(0153)	(0155)
PATT	276	----.---	178	168

REPUBLICAN PRIMARY ELECTION

ST. FRANCOIS COUNTY, MISSOURI

	Precincts Counted	28	100.00%
(0159)	Ballots Cast	2,189	-----%
FOR UNITED STATES SENATE			
(0160)	JOHN ASHCROFT	1,838	90.81%
(0161)	MARC PERKEL	186	9.19%
FOR GOVERNOR			
(0164)	ELGAR MACY	71	3.47%
(0165)	JIM TALENT	1,849	90.42%
(0166)	JENNIE LEE (JEN) SIEVERS	125	6.11%

Precinct	(0159)	(%trn)	(0160)	(0161)	(0164)	(0165)	(0166)
BIS1	38	----	35	3	1	31	5
BIS2	40	----	27	9	0	34	6
BT1-3	86	----	54	3	2	59	7
BT2-4	135	----	120	8	3	114	7
BUSK	77	----	64	8	1	67	4
DELA	24	----	19	4	0	19	3
DES1	54	----	34	6	2	41	2
DES2	65	----	55	5	2	57	3
DES3	89	----	74	8	4	76	3
DOE	160	----	137	15	4	140	4
FARM1	217	----	189	17	5	191	12
FARM2	186	----	154	16	5	170	5
FARM3	120	----	106	8	5	103	7
FARM4	166	----	148	14	5	143	7
FRANK	20	----	15	1	0	15	1
IRON	42	----	33	2	4	29	4
KNOB	71	----	58	7	4	59	5
LEAD	14	----	13	0	1	13	0
LD-1	14	----	12	2	2	9	2
LD-2	31	----	27	4	1	28	2
LIBY	46	----	33	4	3	32	2
PH-1	84	----	73	9	1	71	8
PH-2	33	----	28	4	1	26	5
PH-3	51	----	46	1	1	45	2
PH-4	60	----	50	5	5	47	3
PATT	88	----	74	9	5	70	6
TERR	149	----	136	10	3	137	6
TIMB	29	----	24	4	1	23	4




FOR LIEUTENANT GOVERNOR		
(0169)	JOE ORTWERTH	899 47.09%
(0170)	WENDELL BAILEY	1,010 52.91%

FOR SECRETARY OF STATE		
(0173)	MATT BLUNT	1,101 58.35%
(0174)	RAYMOND W. PETERMAN	254 13.46%
(0175)	ROBERT J. CRUMP	532 28.19%

FOR STATE TREASURER		
(0178)	CHESTER (CHET) BOEKE	583 32.33%
(0179)	TODD GRAVES	1,220 67.67%

Precinct	(0169)	(0170)	(0173)	(0174)	(0175)	(0178)	(0179)
BIS1	13	22	13	7	14	13	23
BIS2	20	20	19	10	10	13	26
BT1-3	33	33	31	8	26	23	37
BT2-4	58	55	75	16	24	30	74
BUSK	32	35	29	15	19	19	43
DELA	9	13	10	9	3	9	13
DES1	21	20	18	5	18	11	24
DES2	26	31	29	12	18	24	30
DES3	30	48	49	10	15	23	50
DOE	63	76	84	13	42	45	81
FARM1	94	96	119	28	44	55	131
FARM2	74	98	104	19	40	27	125
FARM3	57	51	71	10	29	32	71
FARM4	61	84	90	11	36	46	90
FRANK	8	7	12	0	4	5	10
IRON	16	20	18	3	17	15	23
KNOB	28	36	37	11	15	15	46
LEAD	9	5	8	3	3	4	10
LD-1	5	8	8	1	3	5	7
LD-2	13	16	19	5	6	7	21
LIBY	15	19	16	4	16	19	17
PH-1	25	45	40	10	23	23	48
PH-2	13	16	16	3	10	10	18
PH-3	16	27	24	6	11	12	27
PH-4	31	22	24	9	21	13	40
PATT	31	43	48	8	15	27	41
TERR	83	56	78	15	43	47	85
TIMB	15	8	12	3	7	11	9



(0182)	FOR ATTORNEY GENERAL SAM JONES	1,699	100.00%
(0184)	FOR UNITED STATES REPRESENTATIVE 8th DISTRICT JO ANN EMERSON	2,013	100.00%

Precinct (0182) (0184)

BIS1	32	36
BIS2	37	40
BT1-3	51	73
BT2-4	99	123
BUSK	61	73
DELA	21	22
DES1	30	46
DES2	49	61
DES3	77	81
DOE	127	151
FARM1	179	204
FARM2	142	175
FARM3	104	109
FARM4	121	150
FRANK	14	18
IRON	32	38
KNOB	62	65
LEAD	13	14
LD-1	11	14
LD-2	26	29
LIBY	30	36
PH-1	63	80
PH-2	22	31
PH-3	40	48
PH-4	49	53
PATT	63	79
TERR	125	140
TIMB	19	24

C

C

C

STATE REPRESENTATIVE - 106th DIST.


	Precincts Counted	9	100.00%
(0188)	Ballots Cast	1,065	----.---%
(0189)	JOE STEPHENSON	68	6.78%
(0190)	WILLIAM (BILL) HART	116	11.57%
(0191)	JAMES KEVIN HOVIS	50	4.99%
(0192)	RICHARD R. MACKE	67	6.68%
(0193)	TOM BURCHAM	702	69.99%

Precinct	(0188)	(%trn)	(0189)	(0190)	(0191)	(0192)	(0193)
BUSK	77	----.---	3	5	1	5	58
DELA	24	----.---	1	3	4	1	13
DOE	160	----.---	9	17	7	12	107
FARM1	215	----.---	18	25	8	19	131
FARM2	186	----.---	11	16	8	11	125
FARM3	120	----.---	4	19	10	5	80
FARM4	166	----.---	13	23	5	4	113
KNOB	71	----.---	3	6	5	7	47
LIBY	46	----.---	6	2	2	3	28



COUNTY COMMISSION - 1st DISTRICT			
	Precincts Counted	13	100.00%
(0198)	Ballots Cast	1,249	---.---%
(0199)	RONALD E. VARVERA	1,039	100.00%

Precinct	(0198)	(%trn)	(0199)
BUSK	77	---.---	68
DELA	24	---.---	20
DOE	160	---.---	129
FARM1	217	---.---	182
FARM2	186	---.---	158
FARM3	120	---.---	103
FARM4	166	---.---	135
KNOB	71	---.---	63
LEAD	14	---.---	14
LIBY	46	---.---	35
PH-1	84	---.---	66
PH-2	33	---.---	28
PH-3	51	---.---	38



COUNTY OF ST. FRANCOIS			
	Precincts Counted	28	100.00%
(0203)	Ballots Cast	2,189	---.---%
FOR SHERIFF			
(0204)	JEFFREY R. B WEINHAUS	1,363	100.00%
FOR PUBLIC ADMINISTRATOR			
(0206)	KEVAN L. KARRAKER	1,534	100.00%
FOR CORONER			
(0208)	MARK S. ALLEN	1,524	100.00%

Precinct	(0203)	(%trn)	(0204)	(0206)	(0208)
BIS1	38	---.---	27	30	30
BIS2	40	---.---	31	33	35
BT1-3	86	---.---	36	44	54
BT2-4	135	---.---	70	76	87
BUSK	77	---.---	48	60	53
DELA	24	---.---	12	17	16
DES1	54	---.---	27	32	30
DES2	65	---.---	36	44	44
DES3	89	---.---	58	64	64
DOE	160	---.---	100	104	114
FARM1	217	---.---	149	169	153
FARM2	186	---.---	119	141	129
FARM3	120	---.---	73	94	89
FARM4	166	---.---	96	116	109
FRANK	20	---.---	16	15	15
IRON	42	---.---	27	29	32
KNOB	71	---.---	52	59	54
LEAD	14	---.---	11	13	12
LD-1	14	---.---	11	11	11
LD-2	31	---.---	19	19	23
LIBY	46	---.---	22	32	30
PH-1	84	---.---	57	57	61
PH-2	33	---.---	19	19	19
PH-3	51	---.---	38	39	38
PH-4	60	---.---	37	41	38
PATT	88	---.---	50	56	58
TERR	149	---.---	105	104	108
TIMB	29	---.---	17	16	18



RANDOLPH TOWNSHIP			
	Precincts Counted	9	100.00%
(0212)	Ballots Cast	321	---.---%
FOR COMMITTEEMAN			
(0213)	JAMES H. ROPER	210	100.00%
FOR COMMITTEEWOMAN			
(0215)	DARLENE ROPER	170	100.00%

Precinct (0212) (%trn) (0213) (0215)

BIS1	0	0.00	0	0
BIS2	14	---.---	12	6
DES1	54	---.---	32	22
DES2	58	---.---	30	27
DES3	89	---.---	60	51
FRANK	20	---.---	16	11
LD-1	14	---.---	12	12
LD-2	31	---.---	20	16
PH-4	41	---.---	28	25




	PERRY TOWNSHIP			
	Precincts Counted	5	100.00%	
(0219)	Ballots Cast	393	----.-%	
	FOR COMMITTEEMAN			
(0220)	ROBERT "BOB" SCHWARTZ	212	100.00%	
	FOR COMMITTEEWOMAN			
(0222)	JUNE E. KREFT	183	100.00%	

Precinct	(0219)	(%trn)	(0220)	(0222)
BT1-3	86	----.-%	40	27
BT2-4	125	----.-%	63	61
PH-1	9	----.-%	6	7
PATT	24	----.-%	12	13
TERR	149	----.-%	91	75



	BIG RIVER TOWNSHIP			
	Precincts Counted	2	100.00%	
(0226)	Ballots Cast	39	----.---%	
	FOR COMMITTEEMAN			
(0227)	CHARLES P. HEINEMAN	19	67.86%	
(0228)	JEFFREY R. B WEINHAUS	9	32.14%	
	FOR COMMITTEEWOMAN			
(0231)	MARY A. HEINEMAN	26	100.00%	

Precinct	(0226)	(%trn)	(0227)	(0228)	(0231)
BT2-4	10	----.---	6	2	9
TIMB	29	----.---	13	7	17



ST. FRANCOIS TOWNSHIP			
	Precincts Counted	13	100.00%
(0235)	Ballots Cast	989	----.---%
FOR COMMITTEEMAN			
(0236)	NEIL UMFLEET	488	58.58%
(0237)	MARVIN T. L. COLYER	345	41.42%
FOR COMMITTEEWOMAN			
(0240)	PATRICIA (PAT) M. COLYER	737	100.00%

Precinct	(0235)	(%trn)	(0236)	(0237)	(0240)
BUSK	77	----.---	39	25	62
DELA	24	----.---	11	6	17
DES1	0	0.00	0	0	0
DES2	7	----.---	4	2	5
FARM1	217	----.---	111	71	167
FARM2	186	----.---	94	66	136
FARM3	120	----.---	51	54	90
FARM4	166	----.---	70	70	125
LEAD	14	----.---	10	1	11
PH-1	75	----.---	44	17	55
PH-2	33	----.---	16	12	21
PH-3	51	----.---	31	13	40
PH-4	19	----.---	7	8	8

C

C

C